

# SUMMER SCHOOL AT KANSAI UNIVERSITY APPLICATION GUIDELINE



## KANSAI UNIVERSITY


International Education Group, Division of International Affairs  
3-3-35 Yamate-cho, Suita-shi, Osaka 564-8680 JAPAN

Phone+81-6-6368-1174/1950

E-mail [short\\_term@ml.kandai.jp](mailto:short_term@ml.kandai.jp)

Web (Kansai University) <http://www.kansai-u.ac.jp/English/index.html>

(Summer School) <http://www.kansai-u.ac.jp/Kokusai/english/from/short.html>



KANSAI UNIVERSITY



## Kansai University

Kansai University (KU), one of the leading private universities in Japan. With a history of 130 years, KU has 13 undergraduate faculties, 13 graduate schools, and 3 professional graduate schools. There are over 30,000 students enrolled at our university, and we have 4 campuses located in Osaka, the second largest city in Japan after Tokyo. Osaka is about half an hour train ride away from the popular tourist destinations of Kyoto, Kobe and Nara.

## Summer School Program

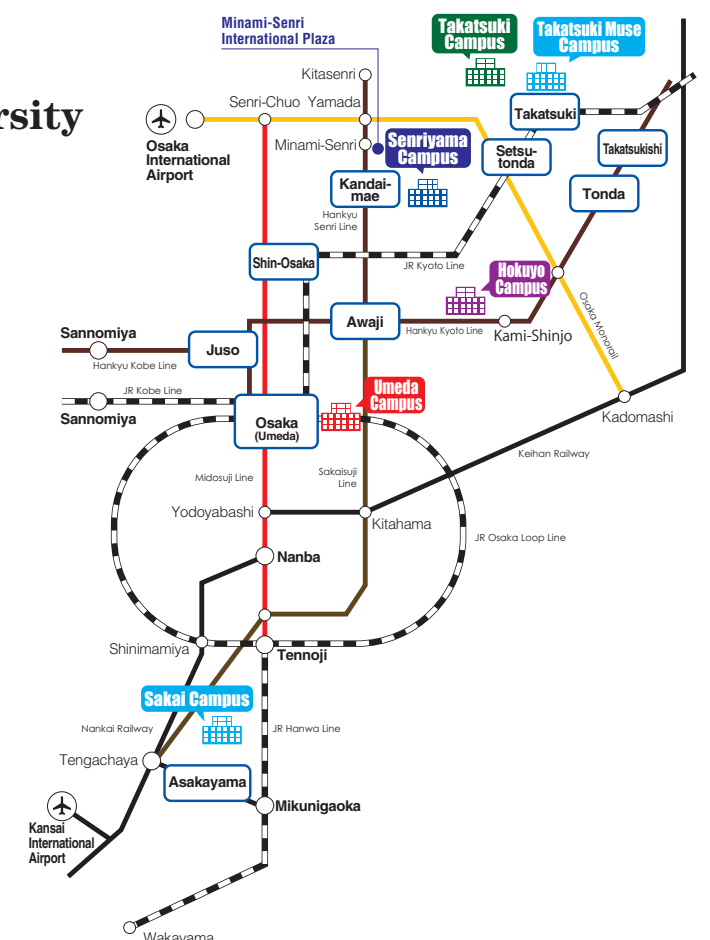
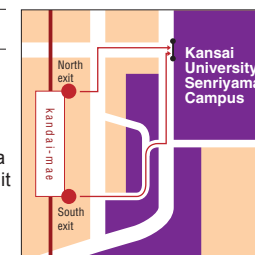
Participants will study their chosen subjects in English in the 2- or 4-week programs. “Survival Japanese Language” is also available as an optional course. The total amount of classtime for each course, which includes in-class lectures, tutorials, self-study and homework, is 45 hours. Academic performance will be assessed at the end of the program, and a certificate of completion will be issued. Classes will be conducted at KU’s main campus in Senriyama giving participants opportunities to interact with Japanese students. This program is highly recommended for those who wish to study and experience Japanese language and culture at a top class university located in Osaka, the historical commercial hub of Japan.

## Transportation to Kansai University

### Senriyama Campus

3-3-35 Yamate-cho, Suita-shi, Osaka  
564-8680 JAPAN  
Tel : +81-6-6368-1121

Take the Hankyu Senri Line from Osaka (Umeda) to Kandai-mae. From the station, it is about a 5-minute walk to the main gate.



Program Overview

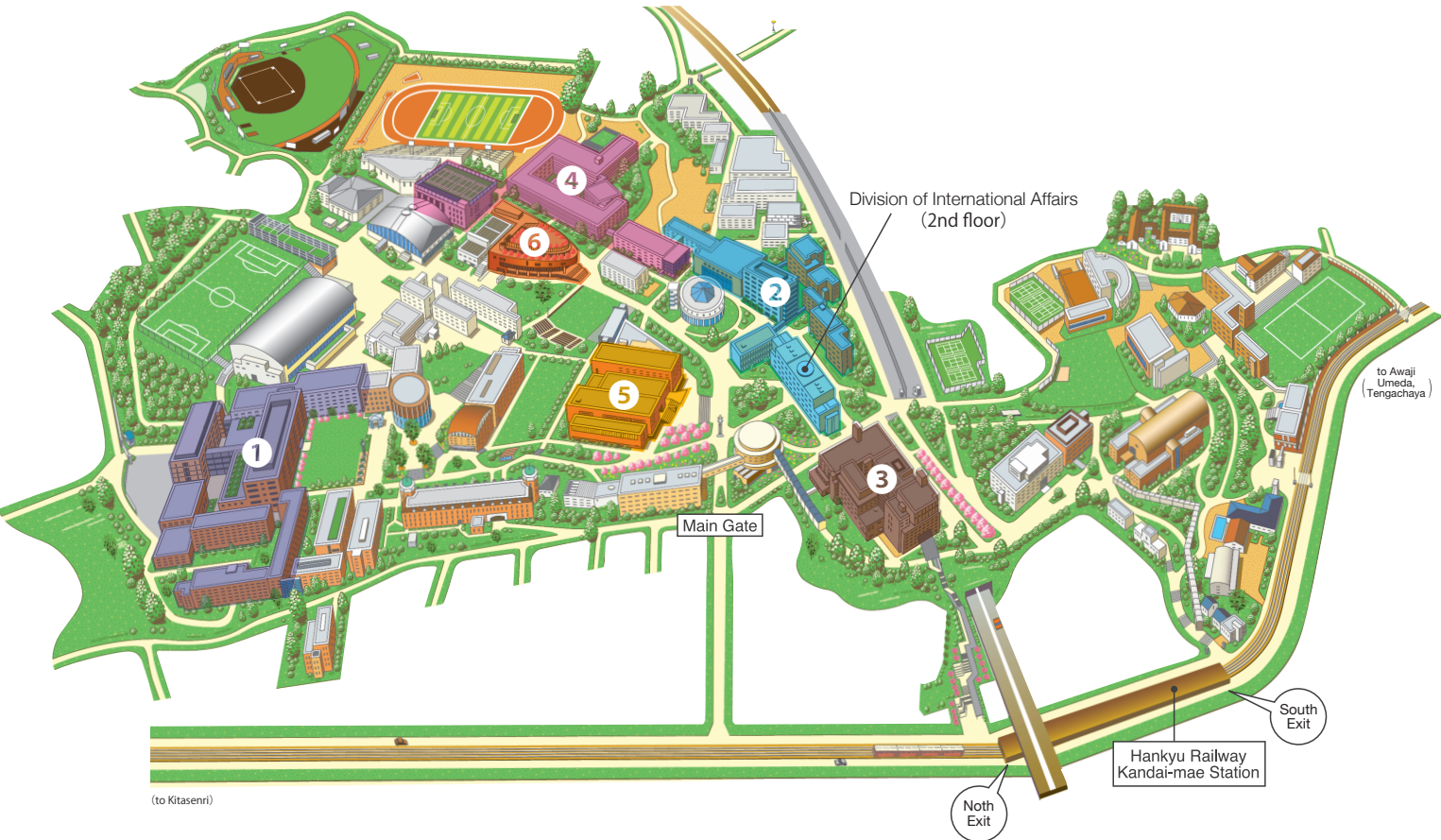
◆ Period

2-Week Unit (Group 1) : June 25 (Sun.)~July 8 (Sat.), 2017 (First half)  
(Group 2) : July 9 (Sun.)~July 22 (Sat.), 2017 (Second half)  
4-Week Unit (Group 3) : June 25 (Sun.)~July 22 (Sat.), 2017

◆ Eligible Applicants

The applicant must be an undergraduate or graduate student currently enrolled at an accredited college/university/research institution outside Japan. All lectures (except “Survival Japanese Language”) are taught in English. A certain degree of English proficiency is required to understand the lectures and engage in the various activities. (TOEFL score 500 [PBT] / 61 [iBT] or equivalent is the minimal recommendation for non-native English speakers.)

- ① Faculties of Law, Letters, Policy Studies, Foreign Language Studies
- ② Faculties of Economics, Business and Commerce; School of Accountancy
- ③ Faculty of Sociology
- ④ Faculties of Engineering Science, Environmental and Urban Engineering, Chemistry, Materials and Bioengineering,
- ⑤ University Library
- ⑥ Mediapark RINPUKAN (cafeteria, shops)



◆ Program Summary

		2 week unit		4 week unit
		Group 1	Group 2	Group 3
Program Period		June 25 (Sun.), 2017~ July 8 (Sat.), 2017	July 9 (Sun.), 2017~ July 22 (Sat.), 2017	June 25 (Sun.), 2017~ July 22 (Sat.), 2017
Minimum number of participants		10 students	10 students	10 students
Courses	Main Course	• Business and Japanese People • Global PBL (Topic: Ethnography of Osaka, Japan)  (Choose one)	• Global Sociology • Contemporary Japanese Society and Culture  (Choose one)	Available in the first half of the program (choose one)  • Business and Japanese People • Global PBL (Topic: Ethnography of Osaka, Japan)  Available in the second half of the program (choose one)  • Global Sociology • Contemporary Japanese Society and Culture
	Optional Course	Survival Japanese Language	Survival Japanese Language	Survival Japanese Language ① Course available in the first half ② Course available in the second half  Choose one course from the above Course content of ① and ② are the same
Course Fee (per person)		JPY 170,000	JPY 170,000	JPY 330,000
Accommodation		Choose either apartment or homestay. (You cannot change the type of accommodation during your stay.) An additional fee is required for homestay. (JPY 6,500 for 2 weeks, JPY 12,000 for 4 weeks.)		

- Please indicate which unit (2-week Group 1 or 2-week Group 2 / 4-week Group 3) you are applying for. Units are subject to cancellation if the minimum number of participants is not fulfilled. We will notify participants by the end of April in the case of any unit cancellations.
- Choose one “Main Course” subject when applying for the program. The selected course may not be available if the minimum number of participants has not been met, or if the quota is exceeded. The minimum number of participants per course is 5 students. In any case, we will contact applicants individually.
- An additional fee (JPY 18,000) is needed for “Survival Japanese Language” in addition to the total program fee indicated above.
- Fill out the application form indicating your course choice. If you wish to take the “Survival Japanese Language”, please indicate this in the form as well.
- Selected courses may not be changed once you are accepted in the program.
- Transportation costs between your accommodation and the Senriyama Campus are not included in the program fee. (Most accommodation is located within walking distance of Senriyama Campus.)
- Transportation costs for activities outside campus are not included in the program fee.
- For all participants, it is mandatory to purchase overseas travel accident insurance specified by Kansai University. The insurance premium is JPY 6,000 for 2 weeks, and JPY 9,000 for 4 weeks.



Courses Descriptions

Applicants may choose one of the two courses available in each 2-week unit. Total classtime for each course is approximately 45 hours. The “Survival Japanese Language” course is optional.

English-mediated courses available for Group1 (2-week unit) / Group 3 (4-week unit)

Business and Japanese People

The course will include lectures on the Japanese economy, Japan’s business practices, and views and opinions of Japanese professionals with vast and diversified experience in developing global businesses. The course is arranged as a series of omnibus lectures by experts with extensive international careers from an array of business sectors. Topics covered include an overview of Japanese economic growth after WWII, the essence of Japanese management protocols, the delicacy and difficulty of cross-cultural thinking from a Japanese perspective, future relationships between Asia and Japan, views on globalization and multi-national companies, and on how to acquire a “global personality.” Lecturers will present case studies based on first-hand experience, and the various themes will be of great interest to students wishing to acquire introductory knowledge of Japanese business practices and international perspectives.

Global PBL (Ethnography of Osaka, Japan)

Project-based learning is a dynamic classroom approach in which students actively explore and nurture a deeper knowledge of real-world problems and challenges. In this course, students will form groups to investigate various field sites (e.g., hotels, entertainment facilities, shopping areas in Osaka), and will conduct ethnographic research projects. This year's theme is a cross-cultural approach to hospitality. The groups will generate their own inquiries and seek to answer various questions that arise through theories of ethnography. Students will be able to: 1) cultivate the competence to work with peers from various cultural backgrounds and different first languages, and 2) learn how to conduct fieldwork (ethnography). This requires getting to know the people at the site, knowledge of social dynamics in that milieu, and an understanding of the shared meanings within the target community. Fieldwork is particularly useful for seeing the inner workings of any given society, and will foster a deeper understanding of Japan as a result.



English-mediated courses available for Group 2 (2-week unit) / Group 3 (4-week unit)

Global Sociology

This course is an introduction into sociology as an academic discipline of global relevance. It is an interdisciplinary social science course with a multiperspective approach to the study of the human condition. Lectures will take an international perspective on society grounded in sociological theory and research, and will investigate the divisions and dynamics of global society, and challenges for the future. Discussions will explore global to local (Japanese) perspectives, and also highlight several pressing global issues from cross-cultural perspectives. The aim of the course is to facilitate a critical understanding of social change in the contemporary world. These changes are associated with concepts such as modernity, globalization, post-colonialism, cultural and gender identities, and so on.

Contemporary Japanese Society and Culture

This course will touch on a wide range of topics and issues related to contemporary Japanese society and culture. Some of the topics include the emergence of various communities and social networks in Japan, civil action, changes in cultural systems, emergence of youth culture and specialized identities, the influence of new media and technology in daily life, and so on. The course objective is to encourage students to think about the status quo of Japanese society today, and also provide them with an opportunity to reflect on societal issues in their home countries. Through contemplating social similarities and differences, students will attain a deeper conceptual understanding of Japanese society, and will also cultivate inter-cultural sensitivity.

[ Optional Course ]

Survival Japanese Language (available in both 2-week units) (Group1・Group2) /4-week Unit (Group 3)

Applicants for the 4-week unit must specify the language course term (first or second half) in the application form. An additional fee (JPY 18,000) will be required to enroll. The Survival Japanese Language course targets beginner students (less than 300 hours of study). Restrictions may apply to Intermediate level or above due to class size limitation. (Priority will be given to beginners.)

\* The Japanese language course cannot be taken twice as content for both classes is the same.

This course is an introductory Japanese language course for students who have never learned Japanese before, or have a very basic knowledge of Japanese greetings, hiragana and katakana. Students will be taught fundamental expressions and phrases necessary to “survive” during a short stay in Japan, and will also learn Japanese culture and society through a variety of activities (e.g., tandem learning and Japanese cultural studies with Kansai University students). By the end of the course, students will be able to: 1) understand and use basic Japanese conversational expressions and phrases in daily life, and 2) make a short presentation using language skills developed in the course.



Course Schedule

Group 1 (2 weeks)	(6/25-7/8/2017)	Group 2 (2 weeks)	(7/9-7/22/2017)	Group 3 (4 weeks)	(6/25-7/8/2017)	(7/9-7/22/2017)
	Business and Japanese People		Global Sociology		Business and Japanese People	Global Sociology
	OR		OR		OR	OR
	Global PBL		Contemporary Japanese Society and Culture		Global PBL	Contemporary Japanese Society and Culture
	if you want		if you want		if you want (choose one)	
	Survival Japanese Language Cycle 1		Survival Japanese Language Cycle 2		Survival Japanese Language Cycle 1	Survival Japanese Language Cycle 2

\* The total class hours for each course is approximately 45 hours, including spent for assignment, tutoring and homework.  
In addition, can take Survival Japanese Language Cycle 1 or 2 (+JPY18,000)

WEEK1							
1st period... 9:30~10:30    2nd period... 10:40~12:10    3rd period... 13:00~14:30    4th period... 14:40~16:10    5th period... 16:20~17:50							
Period	6/25(SUN)	6/26(MON)	6/27(TUE)	6/28(WED)	6/29(THU)	6/30(FRI)	7/1(SAT)
1st		Group1 and Group3 Orientation	Class	Class	Class	Class	Field Work (9:00~14:00)    Field Work (9:00~14:00)
2nd		Group1 and Group3 Campus Tour Welcome Party	Tandem	Class    Class	Tandem	Class    Class	
3rd	Group1 and Group3 Check-In	Class    Class	e-Learning	Class    Class	e-Learning	Class    Class	Japanese Culture Study (15:00~18:00)
4th		Class    Class	Japanese Culture Study (15:00~18:00)	Tutorial Hours(2h)    Tutorial Hours(2h)		Tutorial Hours(2h)    Tutorial Hours(2h)	
5th		Tutorial Hours(2h)    Tutorial Hours(2h)					

WEEK 2							
Period	7/2(SUN)	7/3 (MON)	7/4 (TUE)	7/5 (WED)	7/6 (THU)	7/7 (FRI)	7/8 (SAT)
1st	Free	Class	Class	Class	Tandem	Class    Class	Group1 Check out
2nd		Class    Class	Tandem	Tutorial Hours(2h)    Tutorial Hours(2h)	Class	Class    Class	
3rd		Field Work (13:00~18:00)    Field Work (13:00~18:00)	e-Learning	Field Work (13:00~16:30)    Field Work (13:00~16:30)	Class (presentation)	Class (presentation)    Class (presentation)	
4th			Japanese Culture Study (15:00~18:00)		Class (presentation)	Group1 Closing Ceremony Farewell Party	
5th							

WEEK 3							
Period	7/9(SUN)	7/10 (MON)	7/11 (TUE)	7/12 (WED)	7/13 (THU)	7/14 (FRI)	7/15 (SAT)
1st		Group2 Orientation	Class	Class	Class	Class	Group Work (9:00~14:00)    Group Work (9:00~14:00)
2nd		Group2 Campus Tour Welcome Party	Tandem	Class    Class	Tandem	Class    Class	
3rd	Group2 Check-In	Class    Class	e-Learning	Class    Class	e-Learning	Class    Class	Japanese Culture Study (15:00~18:00)
4th		Class    Class	Japanese Culture Study (15:00~18:00)	Tutorial Hours(2h)    Tutorial Hours(2h)		Tutorial Hours(2h)    Tutorial Hours(2h)	
5th		Tutorial Hours(2h)    Tutorial Hours(2h)					

WEEK 4							
Period	7/16(SUN)	7/17 (MON)	7/18 (TUE)	7/19 (WED)	7/20 (THU)	7/21 (FRI)	7/22 (SAT)
1st	Free	Class	Class	Class	Tandem	Group Work & Presentation (9:00~14:30)    Group Work & Presentation (9:00~14:30)	Group2 and Group3 Check out
2nd		Class    Class	Tandem	Class    Class	Class		
3rd		Group Work (13:00~17:30)    Group Work (13:00~17:30)	e-Learning	Class    Class	Class (presentation)		
4th			Japanese Culture Study (15:00~18:00)	Tutorial Hours(2h)    Tutorial Hours(2h)	Class (presentation)	Group2 and Group3 Closing Ceremony Farewell Party	
5th							

Evaluation

The instructor(s) for each course will evaluate students based on the criteria stipulated below. Letter grades (S~F) based on Kansai University rating criteria will be used to indicate the final evaluation. Assessment criteria for each course will be specified in the syllabi.

Percentage	Letter Grades
100~90	Superior (S)
89~80	Excellent (A)
79~70	Good (B)
69~60	Passable (C)
Below 59	Fail (F)

- Certificates of completion will be presented at the program closing ceremony.
- Academic transcripts will be sent via post within two weeks after the program.

Overseas Travel Accident Insurance

For all participants, it is mandatory to purchase overseas travel accident insurance specified by Kansai University. The insurance premium is JPY 6,000 for 2 weeks and JPY 9,000 for 4 weeks. This insurance premium is not included in the program fee, but participants are obliged to pay it along with the program fee. The insurance coverage is as follows:

Coverage	Insured Amount
Accidental Death	JPY 10,000,000
Accidental Disability	JPY 10,000,000
Personal Liability	JPY 100,000,000
Accidental Medical Expenses	JPY 30,000,000
Sickness Medical Expenses	JPY 30,000,000
Rescuer's Expenses	JPY 10,000,000

- \* This insurance does NOT cover pre-existing conditions (including allergies) or damage to baggage.
- \* The insurance only covers the time of your enrollment in the program. Incidents that occur prior to or after the program schedule will not be covered.
- \* Should you require additional coverage to the above, you will need to apply for an extra insurance at your own expense.



## Accommodation

Choose either apartment or homestay when applying for the program.  
We will contact applicants individually for additional arrangements if the number exceeds the limit of a certain accommodation.

### Apartment: (Student apartment, single room)

No additional fee (Apartment utilities such as water, electricity and Wi-Fi included. Meals are not included.)  
The apartment is equipped with shower room, bathroom, bed and bedding, TV, refrigerator, washing machine, and daily commodities (electric kettle, hair dryer, frying pan, hanger, toilet paper).  
The allocated apartment within walking distance to Senriyama campus .

### Homestay:

An additional fee is required.  
\*JPY 6,500 for 2 weeks and JPY 12,000 for 4 weeks (includes breakfast and dinner).  
Host family houses are located within a one hour commute by public transportation to Senriyama Campus.  
The host family will pick you up at Senriyama Campus on the check-in day.

### Checking in and out (For apartment and homestay. Changes are not possible.)

Program	Check-in	Check-out
Group 1 (2 weeks)	Sunday, June 25,2017 (PM)	Saturday, July 8,2017 (AM)
Group 2 (2 weeks)	Sunday, July 9,2017 (PM)	Saturday, July 22,2017(AM)
Group 3 (4 weeks)	Sunday, June 25,2017 (PM)	Saturday, July 22,2017 (AM)

## VISA

Participants are responsible for obtaining the appropriate Visa. Please refer to the Ministry of Foreign Affairs website or consult the nearest Embassy or the Consulate General of Japan in your area for more information and advice before applying for this program.

[www.mofa.go.jp/j\\_info/visit/visa/index.html](http://www.mofa.go.jp/j_info/visit/visa/index.html)

## Application Deadline

**Friday, April 21st, 2017**  
**- (All documents must be received no later than this date)**

## Application Procedures and Documents

Send the application documents to Kansai University by the deadline via the e-mail address below.  
Confirmation of your application will be sent to you by e-mail within three days. If you did not hear from us by Tuesday, April 25th, 2017, please let us know immediately. There is a possibility that your application was not received.

This application guideline and application form are also available for download at the following website:

(Japanese) <http://www.kansai-u.ac.jp/Kokusai/from/short.html>  
(English) <http://www.kansai-u.ac.jp/Kokusai/english/from/short.html>

### <Documents for application>

- ① Application form for Kansai University Summer School 2017
- ② Official certificate of enrollment issued by the university or other institution where the applicant is enrolled or affiliated

### <Send the application documents to:>

E-mail: [short\\_term@ml.kandai.jp](mailto:short_term@ml.kandai.jp)  
Subject: "Summer School application"  
Attachment: ① Application form for Kansai University Summer School 2017  
② Official certificate of enrollment issued by the university or other institution where the applicant is enrolled or affiliated

### <Person in charge>

Summer School Team  
Division of International Affairs, Kansai University 3-3-35  
Yamate-cho, Suita-shi, Osaka 564-8680 TEL: +81-(6)-6368-1174



## Selection Procedure

Application documents will be screened and applicants will be notified of the result via e-mail by Monday, May 1st, 2017. If you did not receive notification email by Tuesday, May 2nd, 2017, please contact us immediately.

## Program Fee Payment

**Payment due: Monday, May 15th, 2017 (TBD)**

### ◆Basic program fee per person

2 week unit: JPY 170,000      4 week unit: JPY 330,000

### The above basic program fee includes:

Tuition fees (2-week unit includes 1 main course, 4-week unit includes 2 main courses), accommodation (daily commodities and utilities included), course materials, cost for institution facilities, etc.

### The above basic program fee does NOT include:

**Overseas travel accident insurance** (JPY 6,000 for 2 weeks•JPY 9,000 for 4 weeks will be added to the basic program fee. Please refer to page 8), airfares, transportation costs between Kansai International Airport and Kansai University and from accommodation to Senriyama Campus, “Survival Japanese Language” course (JPY 18,000), meals except for welcome and farewell parties, additional homestay fees (JPY6,500 for 2 weeks•JPY12,000 for 4 weeks), transportation costs for activities outside campus, etc.

- Successful applicants will receive a notice of acceptance by e-mail along with guidelines for program fee payment.
- Follow the guidelines and transfer the required fee in one transaction to the designated bank account by the deadline.
- Remittance must be made in Japanese yen.
- Money transfer from outside of Japan may take some time to complete. Be sure to do the transfer in advance so that it will be completed by the deadline.
- Applicants are responsible for the remittance fee.
- **As a rule, we will not refund tuition and other fees once payment is completed.**

## Personal Information

Kansai University Summer School will follow Japanese laws, guidelines, and other norms concerning the use of personal information (address, name, telephone number or personally identifiable information) provided by the applicant. When applying for the program, be sure to refer to the following website for details regarding the use of personal information:

(Japanese Only) [www.kansai-u.ac.jp/global/footer/privacy.html](http://www.kansai-u.ac.jp/global/footer/privacy.html)

## Others

This application guideline and application form are also available at the following websites:

You can see the details of the program(application guideline•application form) on our website below.

(Japanese) <http://www.kansai-u.ac.jp/Kokusai/from/short.html>

(English) <http://www.kansai-u.ac.jp/Kokusai/english/from/short.html>



Kansai University  
Information Technology Center



classroom scene



University Library



Mediapark RINPUKAN



Kansai University Summer School 2017 Application Form

1. Applicant's Information

Full name in Katakana	Family Name	First Name	Middle Name
Roman letters	Family Name	First Name	Middle Name
Chinese Characters (if applicable)			
Nationality		Gender	<input type="checkbox"/> Male <input type="checkbox"/> Female
Current Address			
Home Phone	Country Code	Area Code	Number
Cell Phone	Country Code	Area Code	Number
E-mail			
Date of Birth (yyyy-mm-dd)		Age	

2. Home Institution

Institution Name			
Program	<input type="checkbox"/> Undergraduate <input type="checkbox"/> Post-graduate		
Degree Program			
Year Level	<input type="checkbox"/> 1st <input type="checkbox"/> 2nd <input type="checkbox"/> 3rd <input type="checkbox"/> 4th <input type="checkbox"/> other ( )		

3. Passport Information and Visa Requirement

	Passport Number	Date of Expiry (yyyy-mm-dd)	Country of Issue

4. Course Preferences

<input type="checkbox"/> First half (Group 1) (June 25(Sun)~ July 8(Sat))	Choose one only	<input type="checkbox"/> Business and Japanese People <input type="checkbox"/> Global PBL
<input type="checkbox"/> Second half (Group 2) (July 9(Sun)~ July 22(Sat))	Choose one only	<input type="checkbox"/> Global Sociology <input type="checkbox"/> Contemporary Japanese society and culture
<input type="checkbox"/> Full course (Group 3) (June 25(Sun)~ July 22(Sat))	Choose one only	<input type="checkbox"/> Business and Japanese People <input type="checkbox"/> Global PBL
	Choose one only	<input type="checkbox"/> Global Sociology <input type="checkbox"/> Contemporary Japanese Society and Culture
# these courses are no longer taking applications		

Survival Japanese Language course (*Optional)	<input type="checkbox"/> I want to take Survival Japanese Language * Additional fee (¥18,000) is
	<input type="checkbox"/> I don't want to take Survival Japanese Language.
	<input type="checkbox"/> ①First half (June 25(Sun)~July(Sat))
	<input type="checkbox"/> ②Second half (July 9(Sun)~July 22(Sat))
* Survival Japanese Language course targets beginner students (less than 300 hours of study). Intermediate level or above may not be allowed to enroll due to class size limitations. (Priority is given to beginners)	
* The contents of Survival Japanese Language course for the first half and the second half are the same.	

5. Accommodation preferences

<input type="checkbox"/> Apartment
<input type="checkbox"/> Homestay Additional fee is required for homestay . (¥6,500 for 2 weeks, ¥12,000 for 4 weeks)

\* Both types are limited. They are subject to availability.

5. Language proficiency

English	Are you a native speaker of English ? <input type="checkbox"/> Yes <input type="checkbox"/> No → Self-Assessment( <input type="checkbox"/> Good <input type="checkbox"/> Fair <input type="checkbox"/> Poor )
	<input type="checkbox"/> TOEFL ( iBT Score / PBT Score : Date of exam : )
	<input type="checkbox"/> IELTS (Score : Date of examination : )
	<input type="checkbox"/> Others ( )
Japanese	*Please refer to the application form( Survival Japanese Language class p.1) if you are planning to register for a JPN language class.
	Have you ever taken any Japanese proficiency test? <input type="checkbox"/> Yes (Name of the Test: Score(or level passed) : Date of exam: ) <input type="checkbox"/> No → Self-Assessment <input type="checkbox"/> Have not studied before <input type="checkbox"/> Beginner <input type="checkbox"/> Intermediate <input type="checkbox"/> Advanced )

6. What is your motivation for applying for this program.

7. Emergency Contact Person

Name	Family Name	First Name	Middle Name
Nationality			
Gender	<input type="checkbox"/> Male <input type="checkbox"/> Female		
Current Address			
Home Phone	Country Code	Area Code	Number
Cell Phone	Country Code	Area Code	Number
E-mail			
Relationship to the Applicant			

8. Health

<input type="checkbox"/> No health Restrictions/ Healthy
<input type="checkbox"/> Others: (Eg., current illness being treated, medications etc.) ( )

Do you have any allergies?	<input type="checkbox"/> Yes <input type="checkbox"/> No
If yes, what kind?	<input type="checkbox"/> Food ( ) <input type="checkbox"/> Medication ( )
	<input type="checkbox"/> Animal ( ) <input type="checkbox"/> Plants ( )
	<input type="checkbox"/> Others ( )
Any other information we should know about you ? (Religious background, food restriction etc.) ( )	
Date(Month/Day/Year) _____	